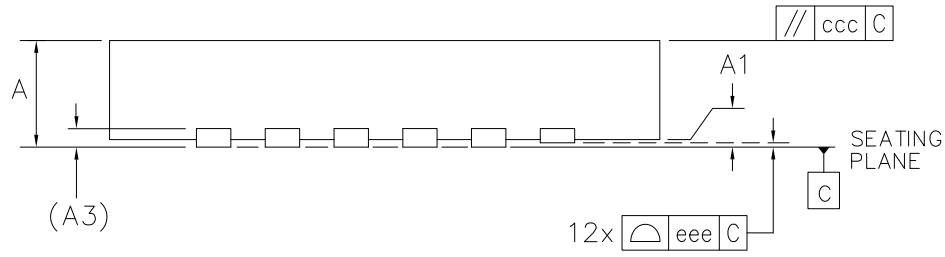
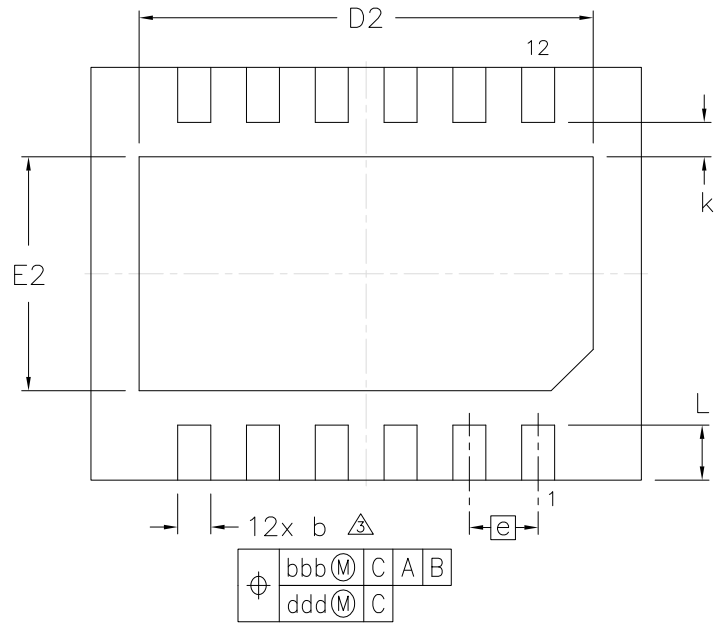
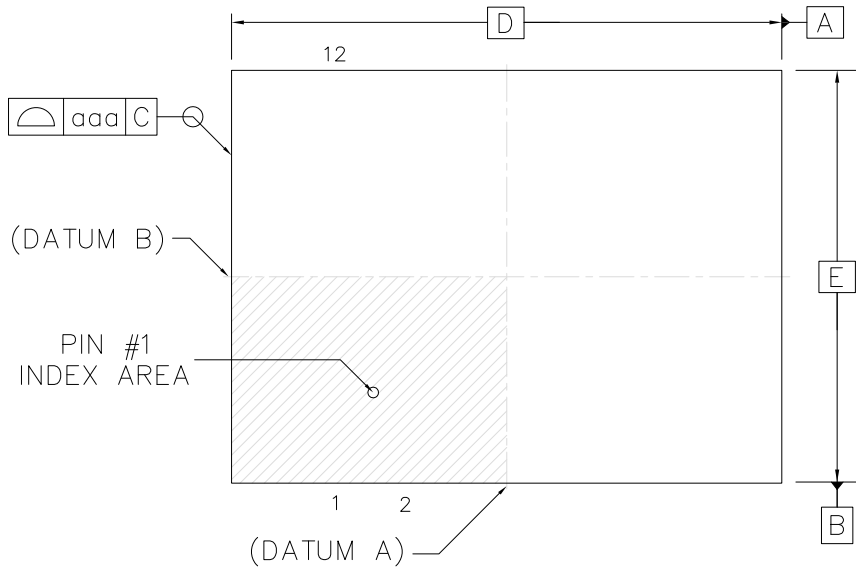


REVISIONS		
REV	DESCRIPTION	DATE
C	UPDATED LEADFRAME PART NUMBER	5-17-18



- NOTES:  
 1) ALL DIMENSIONS IN MM  
 2) DIMENSIONING AND TOLERANCING PER ASME Y14.5-2009  
 3) DIMENSION b APPLIES TO METALLIZED TERMINAL AND IS MEASURED BETWEEN 0.15 AND 0.30 MM FROM TERMINAL TIP

SYMBOL	MIN	MAX	SYMBOL	MIN	MAX
A, V	0.80	1.00	E2	1.60	1.80
A, W	0.70	0.80	e	0.50	BSC
A, L	1.40	1.70	k	0.20	-
A1	0.00	0.05	L	0.35	0.45
A3	0.20	REF	aaa	0.10	
b	0.18	0.30	bbb	0.10	
D	4.00	BSC	ccc	0.10	
D2	3.20	3.40	ddd	0.05	
E	3.00	BSC	eee	0.08	

**PROMEX INDUSTRIES INC.**  
[www.promex-ind.com](http://www.promex-ind.com)

TITLE		
DFN 12L 4x3 mm 0.50 PITCH PACKAGE OUTLINE		
LEADFRAME PART NO:		REV
235-00076		00
DO NOT SCALE	FILE NAME	SHEET
	12L-DFN-4x3-50P-MOD.DWG	1 OF 1

ALL INFORMATION CONTAINED HEREIN IS THE PROPERTY OF PROMEX, INC. AND IS CONSIDERED PROPRIETARY AND SUBJECT TO RETURN UPON DEMAND. ACCEPTANCE AND RETENTION HEREOF SIGNIFIES AGREEMENT BY THE RECIPIENT THAT THE INFORMATION WILL NOT BE DISCLOSED TO OTHERS NOR USED CONTRARY TO THE INTEREST OF PROMEX, INC. WITHOUT PRIOR WRITTEN PERMISSION.