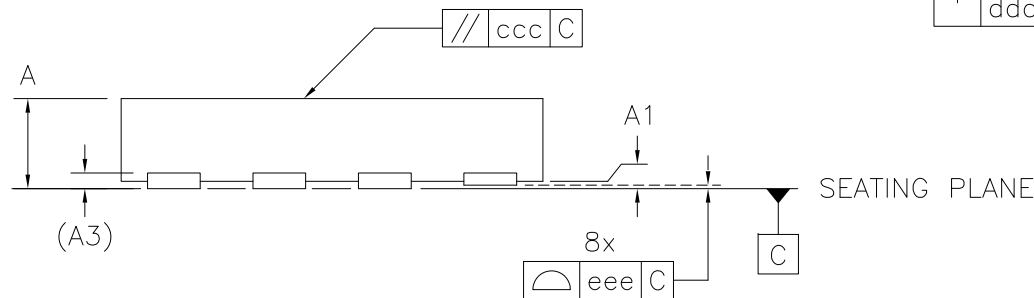
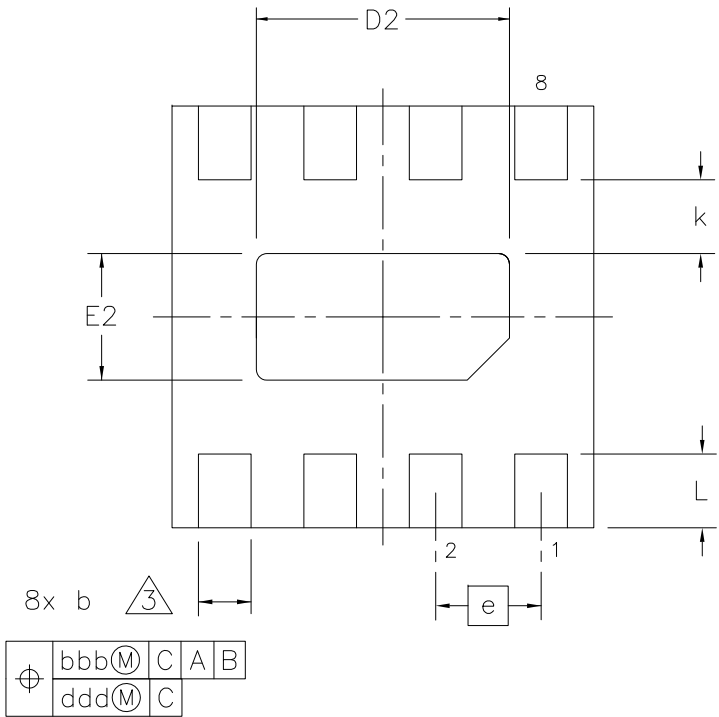
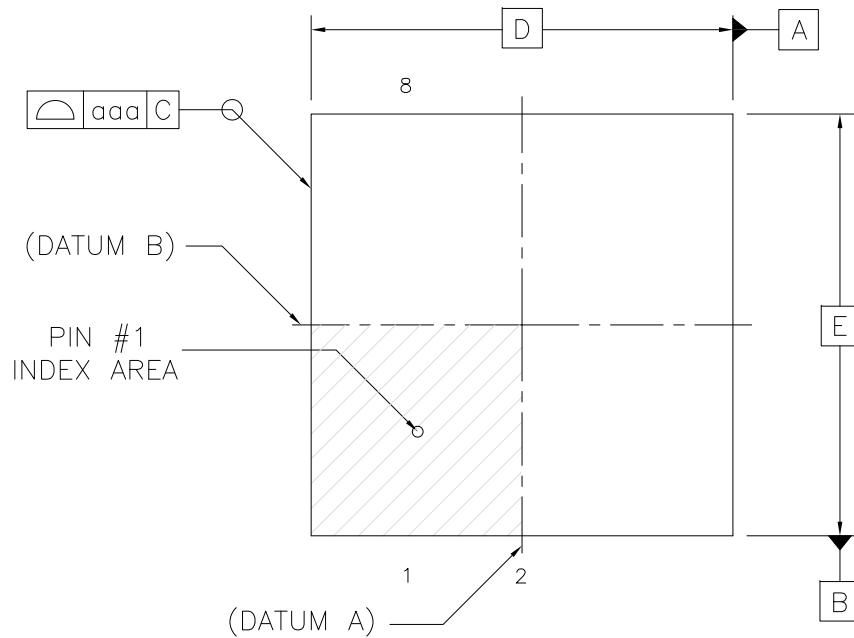


REVISIONS		
REV	DESCRIPTION	DATE
B	UPDATED	4-1-2016



- NOTES:
 1) ALL DIMENSIONS IN MM
 2) DIMENSIONING AND TOLERANCING PER ASME Y14.5-2009
 3) DIMENSION b APPLIES TO METALLIZED TERMINAL AND IS MEASURED BETWEEN 0.15 AND 0.30 MM FROM TERMINAL TIP

SYMBOL	MIN	MAX	SYMBOL	MIN	MAX
A, V	0.80	1.00	E2	0.50	0.70
A, W	0.70	0.80	e	0.50	BSC
A, L	1.40	1.70	k	0.20	-
A1	0.00	0.05	L	0.30	0.40
A3	0.20	REF	aaa	0.10	
b	0.18	0.30	bbb	0.10	
D	2.00	BSC	ccc	0.10	
D2	1.10	1.30	ddd	0.05	
E	2.00	BSC	eee	0.08	

PROMEX INDUSTRIES INC.
 www.promex-ind.com

TITLE
 DFN 8L 2x2 mm 0.50 PITCH
 PACKAGE OUTLINE

LEADFRAME PART NO: 235-00069 REV G

DO NOT SCALE FILE NAME 8L-DFN-2x2-50P-MOD.DWG SHEET 1 OF 1