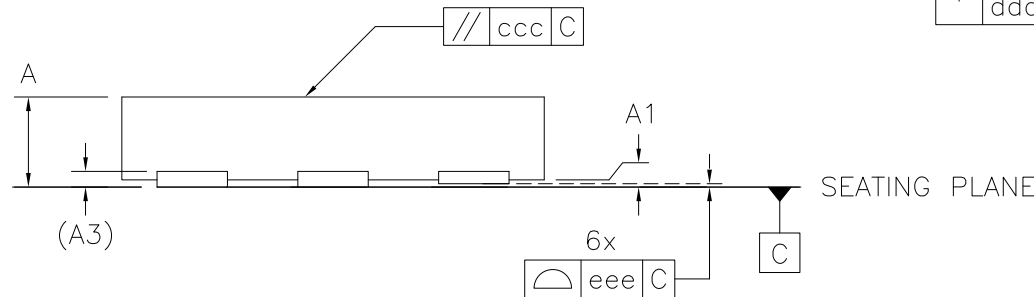
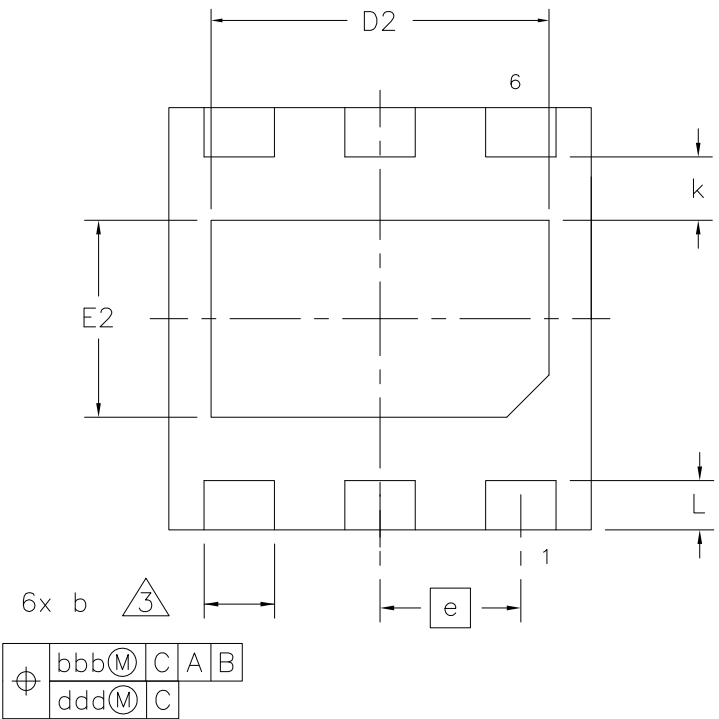
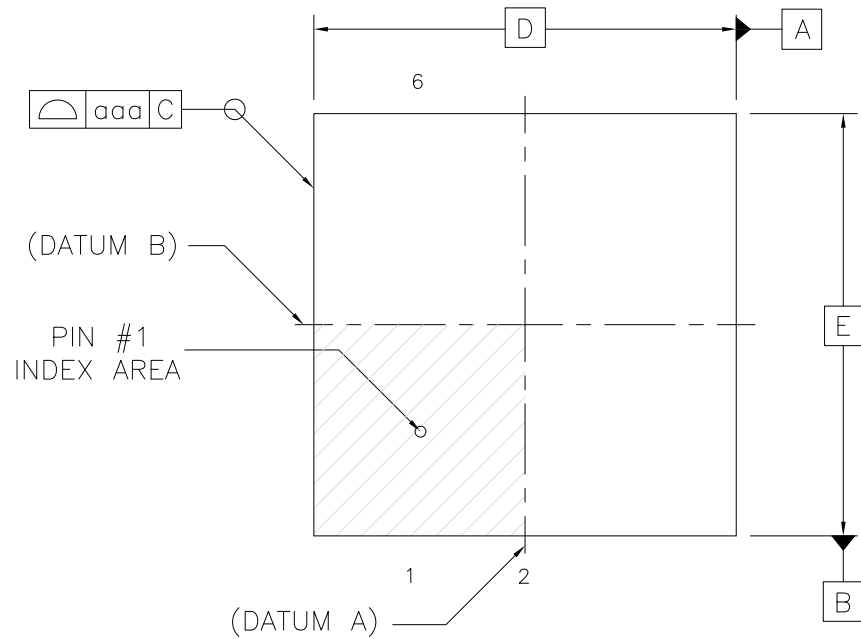


| REVISIONS |                 |           |
|-----------|-----------------|-----------|
| REV       | DESCRIPTION     | DATE      |
| A         | INITIAL RELEASE | 5-11-2015 |



NOTES:

- 1) ALL DIMENSIONS IN MM
- 2) DIMENSIONING AND TOLERANCING PER ASME Y14.5-2009
- 3) DIMENSION b APPLIES TO METALLIZED TERMINAL AND IS MEASURED BETWEEN 0.15 AND 0.30 MM FROM TERMINAL TIP

| SYMBOL | MIN  | MAX  | SYMBOL | MIN  | MAX  |
|--------|------|------|--------|------|------|
| A, V   | 0.80 | 1.00 | E2     | 0.60 | 0.80 |
| A, W   | 0.70 | 0.80 | e      | 0.50 | BSC  |
| A, L   | 1.40 | 1.70 | k      | 0.20 | -    |
| A1     | 0.00 | 0.05 | L      | 0.15 | 0.20 |
| A3     | 0.20 | REF  | aaa    | 0.10 |      |
| b      | 0.18 | 0.30 | bbb    | 0.10 |      |
| D      | 1.50 | BSC  | ccc    | 0.10 |      |
| D2     | 1.10 | 1.30 | ddd    | 0.05 |      |
| E      | 1.50 | BSC  | eee    | 0.08 |      |

**PROMEX INDUSTRIES INC.**  
www.promex-ind.com

TITLE  
DFN 6L 1.5x1.5 mm 0.50 PITCH  
PACKAGE OUTLINE

LEADFRAME PART NO: 235-00207 REV A

DO NOT SCALE FILE NAME 6L-DFN-1.5x1.5-50P-MOD.DWG SHEET 1 OF 1