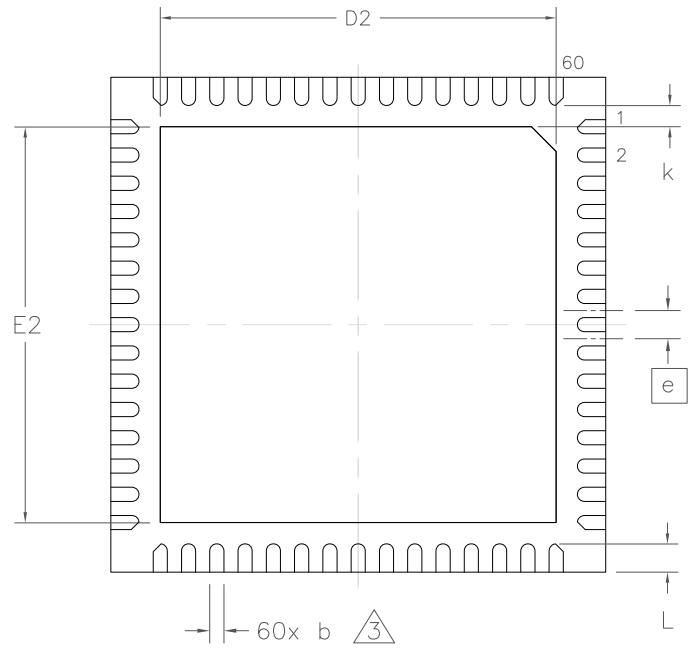
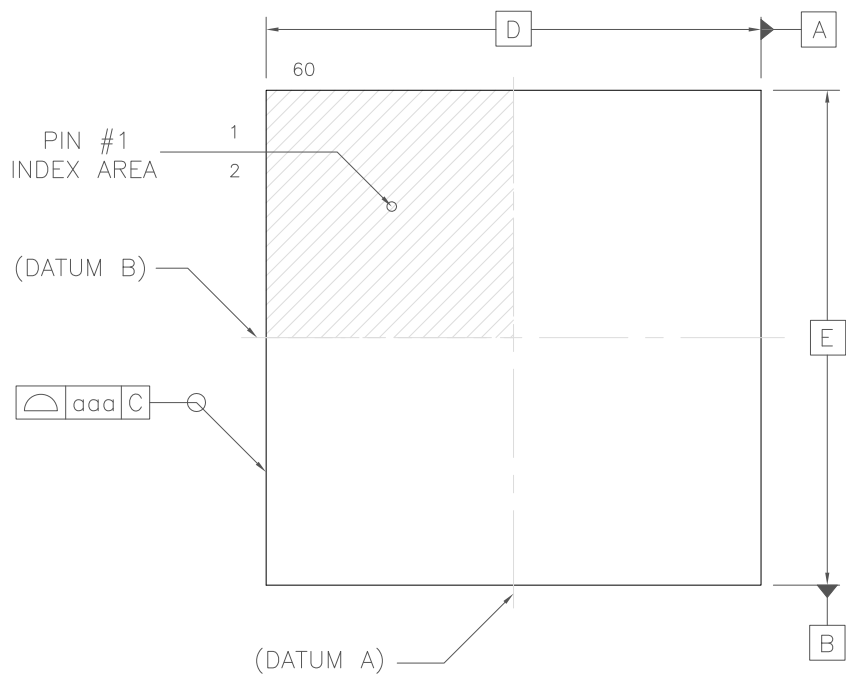
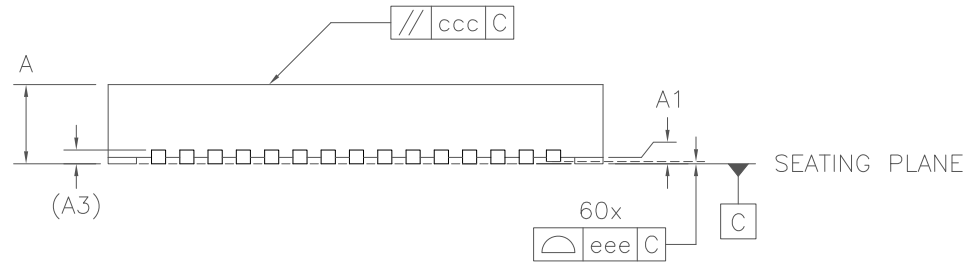


REVISIONS		
REV	DESCRIPTION	DATE
A	INITIAL RELEASE	4-28-2017



⊕	bbb	Ⓜ	C	A	B
	ddd	Ⓜ	C		



- NOTES:  
 1) ALL DIMENSIONS IN MM  
 2) DIMENSIONING AND TOLERANCING PER ASME Y14.5-2009  
 3) DIMENSION b APPLIES TO METALLIZED TERMINAL AND IS MEASURED BETWEEN 0.15 AND 0.30 MM FROM TERMINAL TIP

SYMBOL	MIN	MAX	SYMBOL	MIN	MAX
A, V	0.80	1.00	E2	5.50	5.70
A, W	0.70	0.80	e	0.40	BSC
A, L	1.40	1.70	k	0.20	-
A1	0.00	0.05	L	0.35	0.45
A3	0.20	REF	aaa	0.10	
b	0.15	0.25	bbb	0.07	
D	7.00	BSC	ccc	0.10	
D2	5.50	5.70	ddd	0.05	
E	7.00	BSC	eee	0.08	

**PROMEX INDUSTRIES INC.**  
[www.promex-ind.com](http://www.promex-ind.com)

TITLE  
 QFN 60L 7x7 mm 0.40 PITCH  
 PACKAGE OUTLINE

LEADFRAME PART NO: 235-00115 REV A

DO NOT SCALE FILE NAME 60L-QFN-7x7-40P-MOD.DWG SHEET 1 OF 1

ALL INFORMATION CONTAINED HEREIN IS THE PROPERTY OF PROMEX, INC. AND IS CONSIDERED PROPRIETARY AND SUBJECT TO RETURN UPON DEMAND. ACCEPTANCE AND RETENTION HEREOF SIGNIFIES AGREEMENT BY THE RECIPIENT THAT THE INFORMATION WILL NOT BE DISCLOSED TO OTHERS NOR USED CONTRARY TO THE INTEREST OF PROMEX, INC. WITHOUT PRIOR WRITTEN PERMISSION.