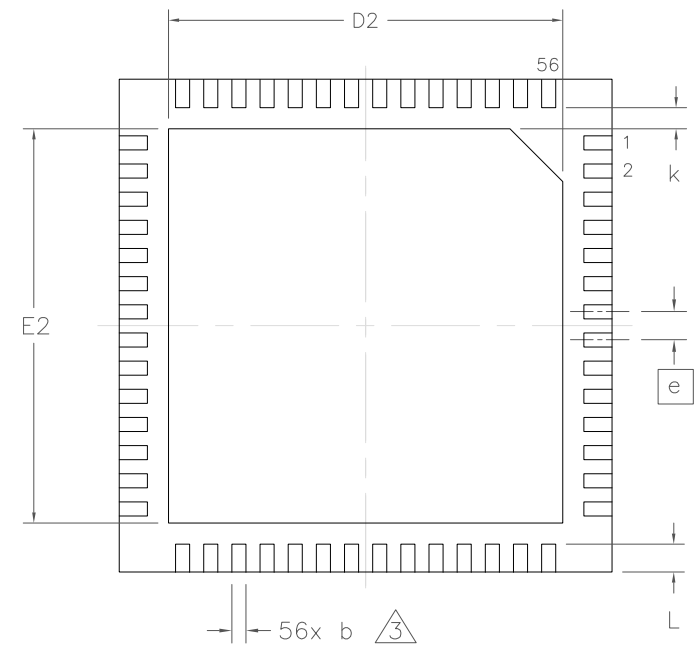
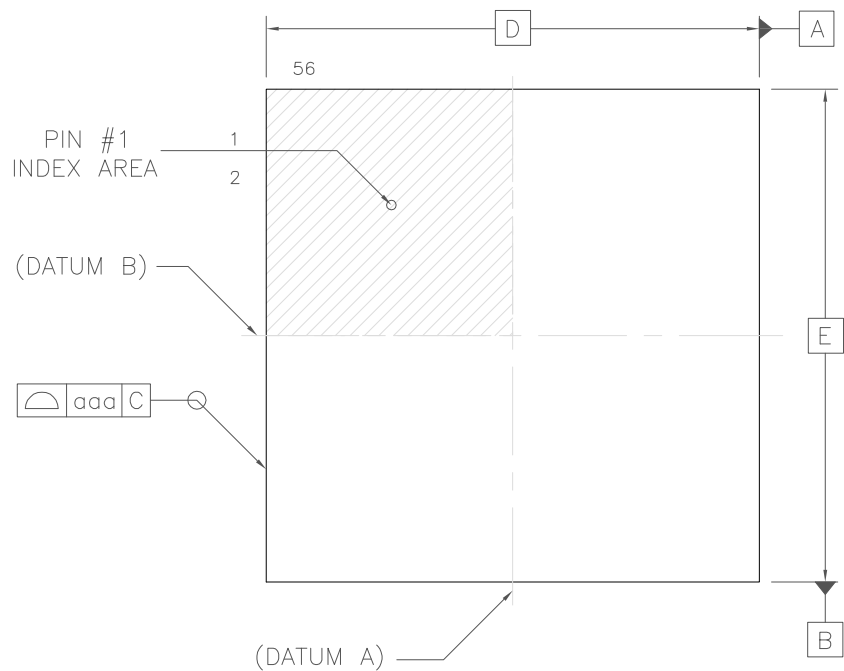
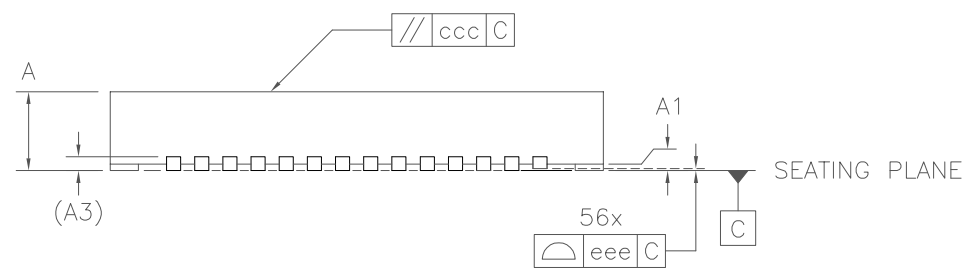


REVISIONS		
REV	DESCRIPTION	DATE
B	ADDED PACKAGE THICKNESS OPTIONS	4-11-2016



⊕	bbb	Ⓜ	C	A	B
	ddd	Ⓜ	C		



NOTES:  
 1) ALL DIMENSIONS IN MM  
 2) DIMENSIONING AND TOLERANCING PER ASME Y14.5-2009  
 3) DIMENSION b APPLIES TO METALLIZED TERMINAL AND IS MEASURED BETWEEN 0.15 AND 0.30 MM FROM TERMINAL TIP

SYMBOL	MIN	MAX	SYMBOL	MIN	MAX
A, V	0.80	1.00	E2	5.50	5.70
A, W	0.70	0.80	e	0.40	BSC
A, L	1.40	1.70	k	0.20	-
A1	0.00	0.05	L	0.35	0.45
A3	0.20	REF	aaa	0.10	
b	0.15	0.25	bbb	0.07	
D	7.00	BSC	ccc	0.10	
D2	5.50	5.70	ddd	0.05	
E	7.00	BSC	eee	0.08	

**PROMEX INDUSTRIES INC.**  
[www.promex-ind.com](http://www.promex-ind.com)

TITLE  
 QFN 56L 7x7 mm 0.40 PITCH  
 PACKAGE OUTLINE

LEADFRAME PART NO: 235-00058  
 REV B

ALL INFORMATION CONTAINED HEREIN IS THE PROPERTY OF PROMEX, INC. AND IS CONSIDERED PROPRIETARY AND SUBJECT TO RETURN UPON DEMAND. ACCEPTANCE AND RETENTION HEREOF SIGNIFIES AGREEMENT BY THE RECIPIENT THAT THE INFORMATION WILL NOT BE DISCLOSED TO OTHERS NOR USED CONTRARY TO THE INTEREST OF PROMEX, INC. WITHOUT PRIOR WRITTEN PERMISSION.

DO NOT SCALE  
 FILE NAME: 56L-QFN-7x7-40P-MOD.DWG  
 SHEET 1 OF 1