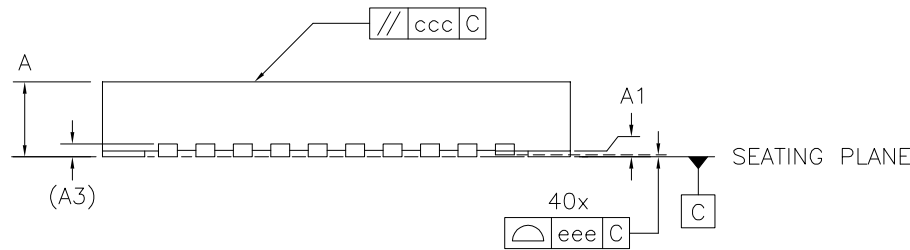
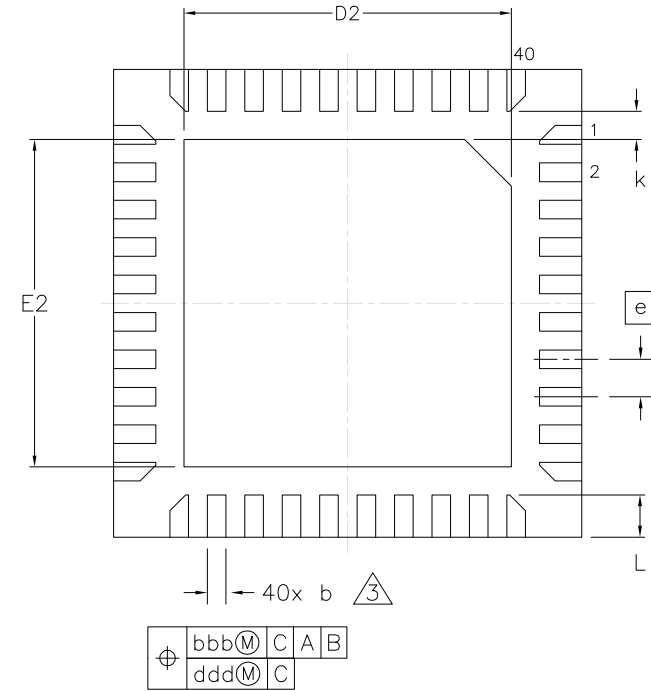
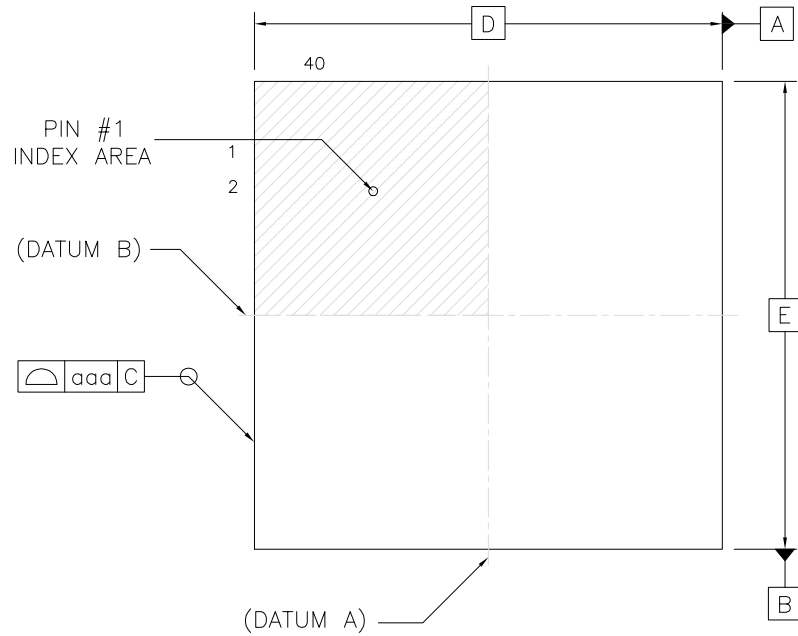


REVISIONS		
REV	DESCRIPTION	DATE
B	ADDED PACKAGE THICKNESS OPTIONS	4-11-2016



- NOTES:  
 1) ALL DIMENSIONS IN MM  
 2) DIMENSIONING AND TOLERANCING PER ASME Y14.5-2009  
 3) DIMENSION b APPLIES TO METALLIZED TERMINAL AND IS MEASURED BETWEEN 0.15 AND 0.30 MM FROM TERMINAL TIP

SYMBOL	MIN	MAX	SYMBOL	MIN	MAX
A, V	0.80	1.00	E2	3.40	3.60
A, W	0.70	0.80	e	0.40 BSC	
A, L	1.40	1.70	k	0.20	-
A1	0.00	0.05	L	0.40	0.50
A3	0.20 REF		aaa	0.10	
b	0.15	0.25	bbb	0.07	
D	5.00 BSC		ccc	0.10	
D2	3.40	3.60	ddd	0.05	
E	5.00 BSC		eee	0.08	

**PROMEX INDUSTRIES INC.**  
[www.promex-ind.com](http://www.promex-ind.com)

TITLE  
 QFN 40L 5x5 mm 0.40 PITCH  
 PACKAGE OUTLINE

LEADFRAME PART NO: 235-00108 REV B

DO NOT SCALE FILE NAME 40L-QFN-5x5-40P-MOD.DWG SHEET 1 OF 1