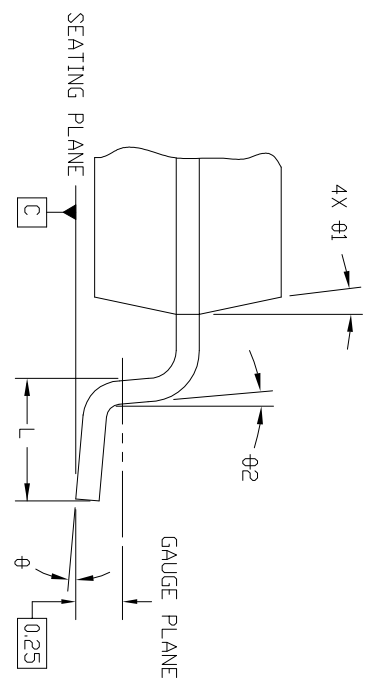
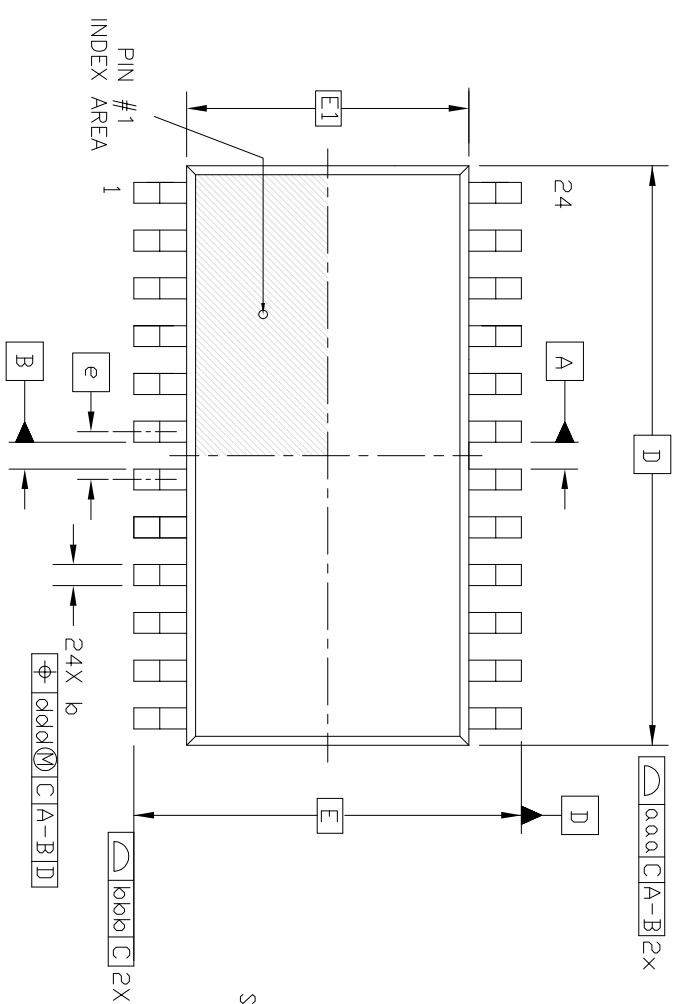
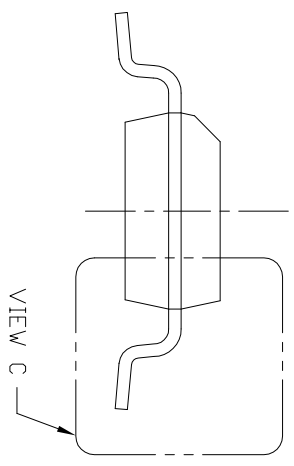
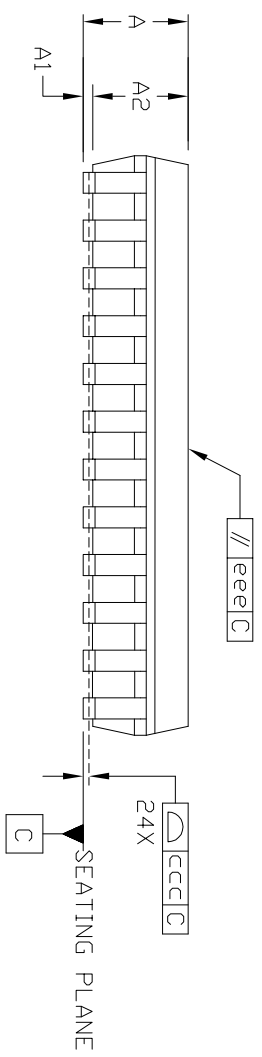


REVISIONS		DATE
REV	DESCRIPTION	
A	INITIAL RELEASE	11-3-2014



VIEW C



- NOTES:
- 1) ALL DIMENSIONS IN MM, ANGLES IN DEGREES
  - 2) DIMENSIONING AND TOLERANCING PER ASME Y14.5-2009
  - 3) CONFORMS TO JEDEC OUTLINE MS-013

ALL INFORMATION CONTAINED HEREIN IS THE PROPERTY OF PROMEX, INC. AND IS CONSIDERED PROPRIETARY AND SUBJECT TO RETURN UPON DEMAND. ACCEPTANCE AND RETENTION HEREOF CONSTITUTES AGREEMENT TO THE TERMS AND CONDITIONS OF THE PROMEX, INC. WITHOUT FURTHER PERMISSION.

SYMBOL	MIN	MAX	SYMBOL	MIN	MAX
A	-	2.72	aaa	0.10	
A1	0.15	0.30	bbb	0.30	
A2	2.38	2.46	ccc	0.10	
b	0.15	0.25	ddd	0.25	
D	15.40	BSC	eee	0.10	
E	10.30	BSC	$\phi$	0	8
E1	7.50	BSC	$\phi 1$	5	15
e	1.27	BSC	$\phi 2$	0	-
L	0.40	1.27			

**PROMEX INDUSTRIES INC.**  
www.promex-ind.com

TITLE  
SOIC 24L 0.300" BODY 1.27 PITCH  
PACKAGE OUTLINE

DWG NO.  
24L-SOIC-300W-127P.DWG

DO NOT SCALE

FILE NAME  
24L-SOIC-300W-127P.DWG

SHEET  
1 OF 1

REV  
A