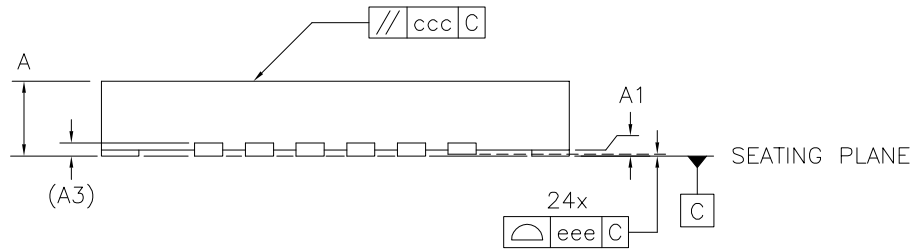
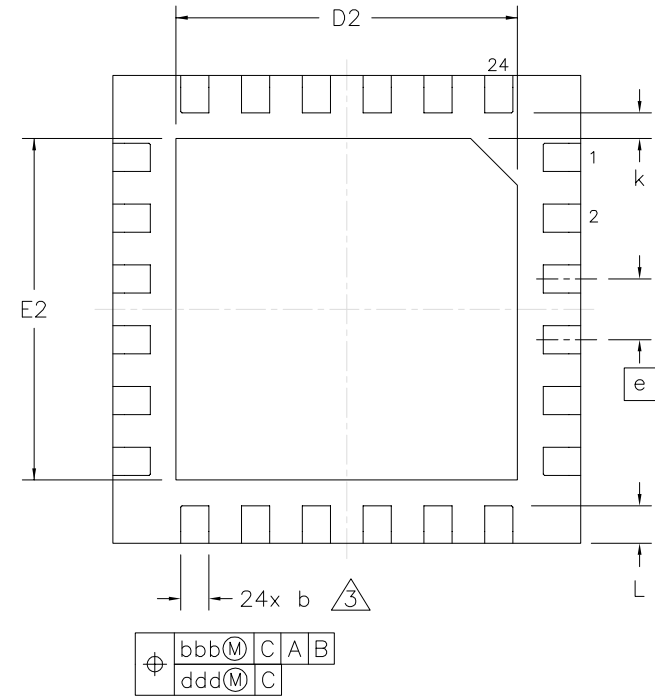
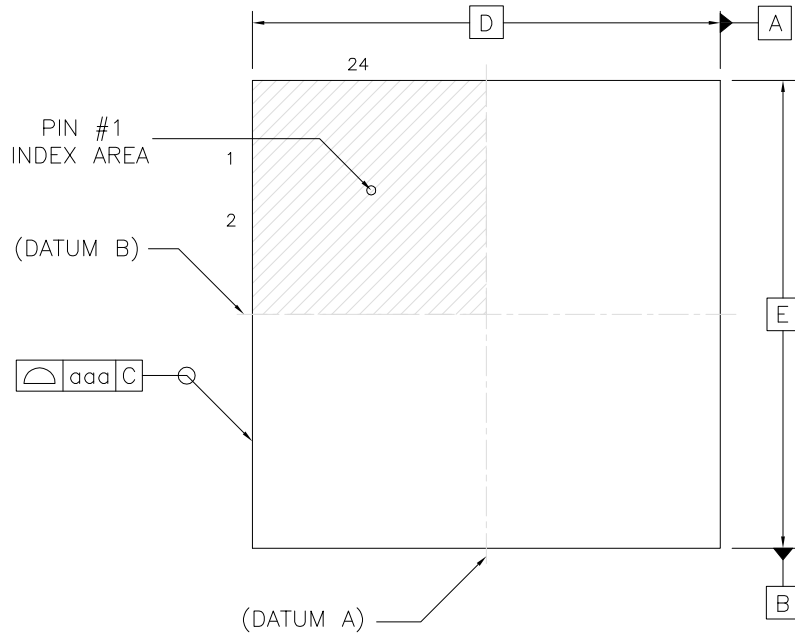


| REVISIONS | | |
|-----------|---------------------------------|-----------|
| REV | DESCRIPTION | DATE |
| B | ADDED PACKAGE THICKNESS OPTIONS | 4-11-2016 |



- NOTES:
- 1) ALL DIMENSIONS IN MM
 - 2) DIMENSIONING AND TOLERANCING PER ASME Y14.5-2009
 - 3) DIMENSION b APPLIES TO METALLIZED TERMINAL AND IS MEASURED BETWEEN 0.15 AND 0.30 MM FROM TERMINAL TIP

| SYMBOL | MIN | MAX | SYMBOL | MIN | MAX |
|--------|----------|------|--------|----------|------|
| A, V | 0.80 | 1.00 | E2 | 3.55 | 3.75 |
| A, W | 0.70 | 0.80 | e | 0.65 BSC | |
| A, L | 1.40 | 1.70 | k | 0.20 | - |
| A1 | 0.00 | 0.05 | L | 0.35 | 0.45 |
| A3 | 0.20 REF | | aaa | 0.10 | |
| b | 0.25 | 0.35 | bbb | 0.10 | |
| D | 5.00 BSC | | ccc | 0.10 | |
| D2 | 3.55 | 3.75 | ddd | 0.05 | |
| E | 5.00 BSC | | eee | 0.08 | |

PROMEX INDUSTRIES INC.
www.promex-Ind.com

TITLE
QFN 24L 5x5 mm 0.65 PITCH
PACKAGE OUTLINE

LEADFRAME PART NO:

235-00086

REV
B

DO NOT SCALE

FILE NAME
24L-QFN-5x5-65P-MOD.DWG

SHEET
1 OF 1