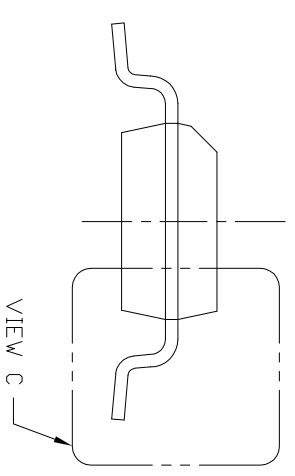
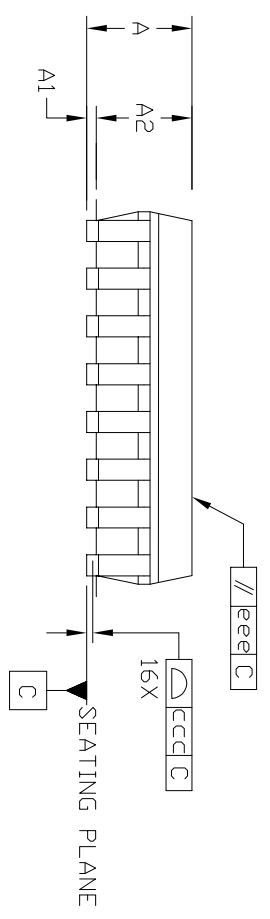
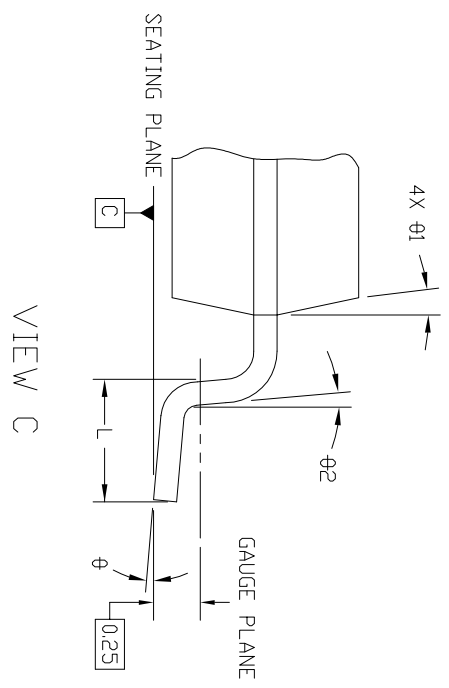
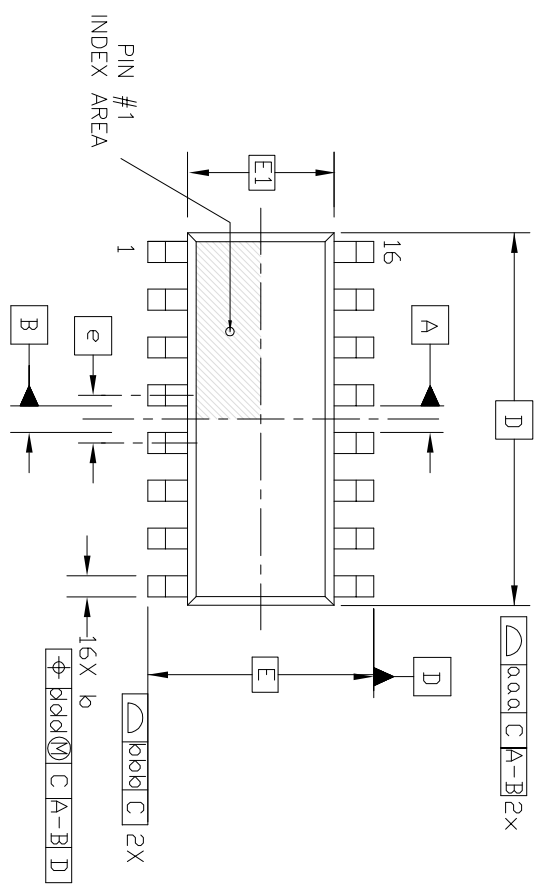


REVISIONS		DATE
REV	DESCRIPTION	
A	INITIAL RELEASE	11-3-2014



- NOTES:
- 1) ALL DIMENSIONS IN MM, ANGLES IN DEGREES
 - 2) DIMENSIONING AND TOLERANCING PER ASME Y14.5-2009
 - 3) CONFORMS TO JEDEC OUTLINE MS-012

SYMBOL	MIN	MAX	SYMBOL	MIN	MAX
A	-	1.75	aaa	0.10	
A1	0.05	0.25	bbb	0.15	
A2	1.42	1.52	ccc	0.10	
b	0.15	0.25	ddd	0.25	
D	9.90	BSC	eee	0.10	
E	6.00	BSC	ϕ	0	8
E1	3.90	BSC	ϕ 1	5	15
e	1.27	BSC	ϕ 2	0	-
L	0.40	1.27			

PROMEX INDUSTRIES INC.
www.promex-ind.com

TITLE
SOIC 16L 0.150" BODY 1.27 PITCH
PACKAGE OUTLINE

DWG NO.
16L-SOIC-150W-127P.DWG

DO NOT SCALE

FILE NAME
16L-SOIC-150W-127P.DWG

SHEET
1 OF 1

REV
A

ALL INFORMATION CONTAINED HEREIN IS THE PROPERTY OF PROMEX, INC. AND IS CONSIDERED PROPRIETARY AND SUBJECT TO RETURN UPON DEMAND. ACCEPTANCE AND RETENTION HEREOF CONSTITUTES AGREEMENT BY THE RECIPIENT THAT THE INFORMATION WILL NOT BE DISCLOSED TO ANY OTHER PARTY WITHOUT THE WRITTEN PERMISSION OF PROMEX, INC.