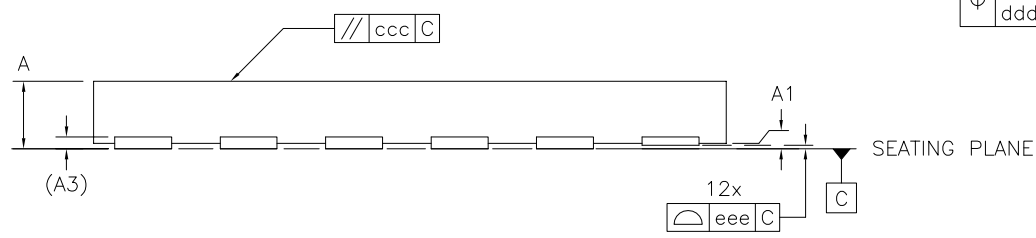
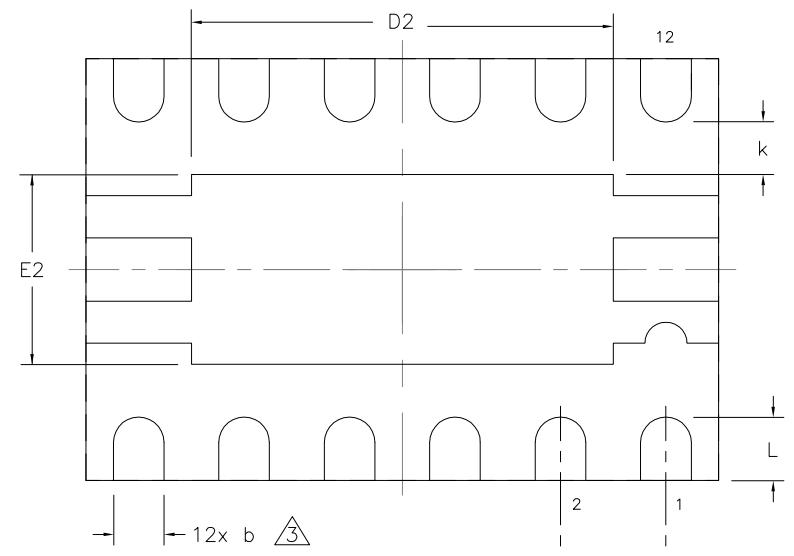
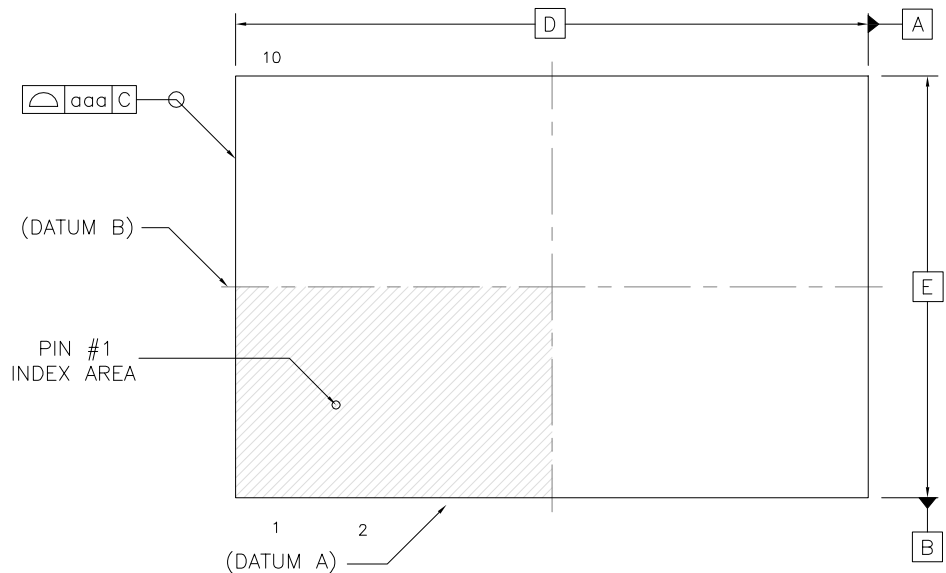


REVISIONS		
REV	DESCRIPTION	DATE
B	ADDED PACKAGE THICKNESS OPTIONS	4-1-2016



⊕	bbb(M)	C	A	B
	ddd(M)	C		

- NOTES:
- 1) ALL DIMENSIONS IN MM
 - 2) DIMENSIONING AND TOLERANCING PER ASME Y14.5-2009
 - 3) DIMENSION b APPLIES TO METALLIZED TERMINAL AND IS MEASURED BETWEEN 0.15 AND 0.30 MM FROM TERMINAL TIP

SYMBOL	MIN	MAX	SYMBOL	MIN	MAX
A, V	0.80	1.00	E2	0.80	1.00
A, w	0.70	0.80	e	0.50	BSC
A, L	1.40	1.70	k	0.20	-
A1	0.00	0.05	L	0.25	0.35
A3	0.20	REF	aaa	0.10	
b	0.18	0.30	bbb	0.10	
D	3.00	BSC	ccc	0.10	
D2	1.90	2.10	ddd	0.05	
E	2.00	BSC	eee	0.08	

PROMEX INDUSTRIES INC.
www.promex-ind.com

TITLE
DFN 12L 3x2 mm 0.50 PITCH
PACKAGE OUTLINE

LEADFRAME PART NO:
235-00094

DO NOT SCALE FILE NAME 12L-DFN-3x2-50P-MOD.DWG SHEET 1 OF 1

ALL INFORMATION CONTAINED HEREIN IS THE PROPERTY OF PROMEX, INC. AND IS CONSIDERED PROPRIETARY AND SUBJECT TO RETURN UPON DEMAND. ACCEPTANCE AND RETENTION HEREOF SIGNIFIES AGREEMENT BY THE RECIPIENT THAT THE INFORMATION WILL NOT BE DISCLOSED TO OTHERS NOR USED CONTRARY TO THE INTEREST OF PROMEX, INC. WITHOUT PRIOR WRITTEN PERMISSION.