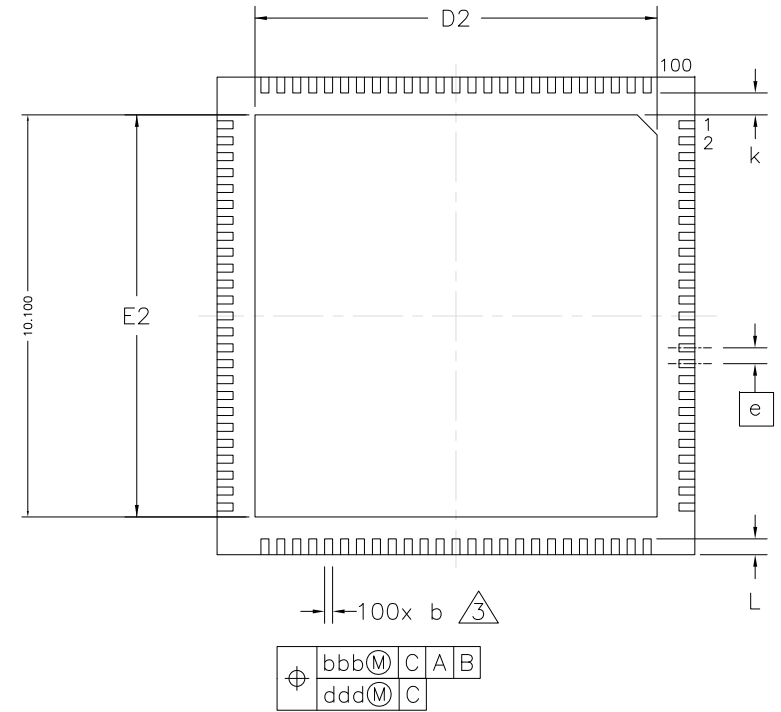
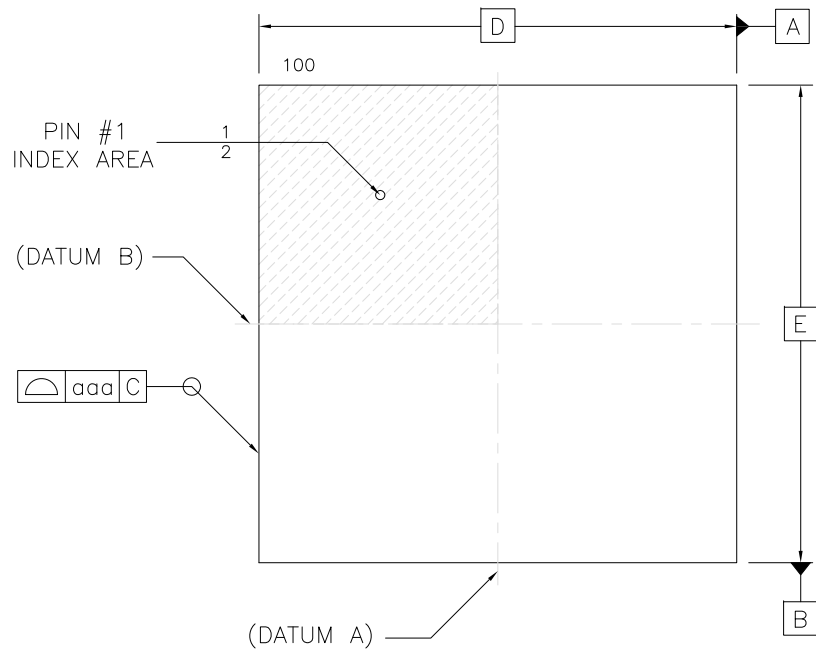
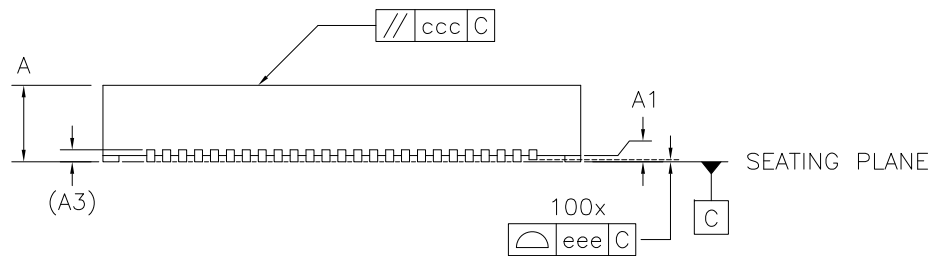


REVISIONS		
REV	DESCRIPTION	DATE
C	UPDATE THE LEADFRAME PART NUMBER	8-21-2017



BOTTOM VIEW  
PACKAGE FLIPPED LEFT TO RIGHT



NOTES:

- 1) ALL DIMENSIONS IN MM
- 2) DIMENSIONING AND TOLERANCING PER ASME Y14.5-2009
- 3) DIMENSION  $b$  APPLIES TO METALLIZED TERMINAL AND IS MEASURED BETWEEN 0.15 AND 0.30 MM FROM TERMINAL TIP

SYMBOL	MIN	MAX	SYMBOL	MIN	MAX
A, V	0.80	1.00	E2	10.00	10.20
A, W	0.70	0.80	e	0.40	BSC
A, L	1.40	1.70	k	0.20	-
A1	0.00	0.05	L	0.35	0.45
A3	0.20	REF	aaa	0.10	
b	0.15	0.25	bbb	0.07	
D	12.00	BSC	ccc	0.10	
D2	10.00	10.20	ddd	0.05	
E	12.00	BSC	eee	0.08	

**PROMEX INDUSTRIES INC.**  
www.promex-ind.com

TITLE  
QFN 100L 12x12 mm 0.40 PITCH  
PACKAGE OUTLINE

LEADFRAME PART NO: 235-00083 REV 00

DO NOT SCALE FILE NAME 100L-QFN-12X12-40P-MOD.DWG SHEET 1 OF 1