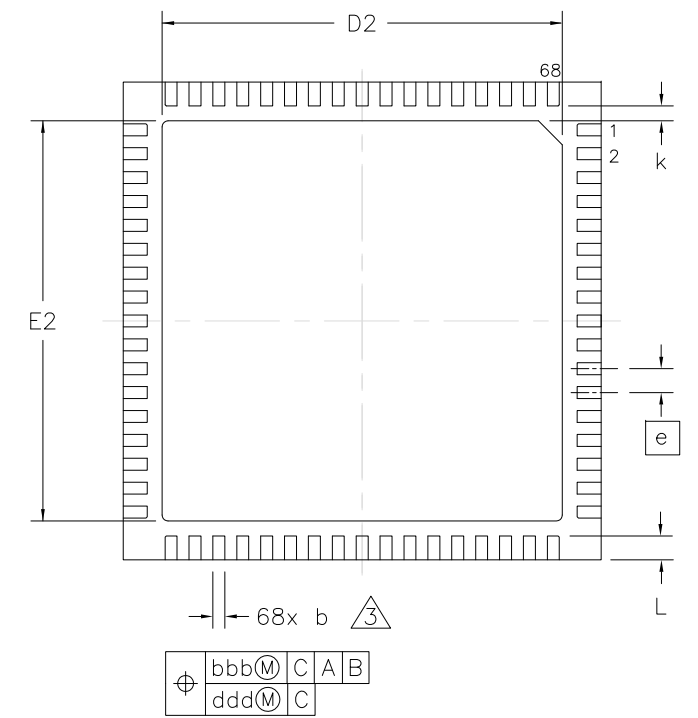
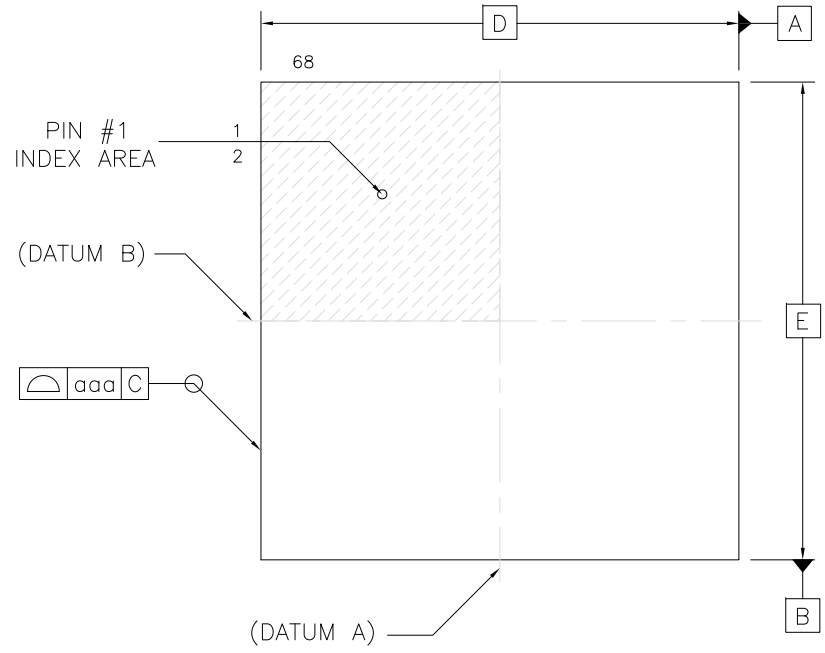
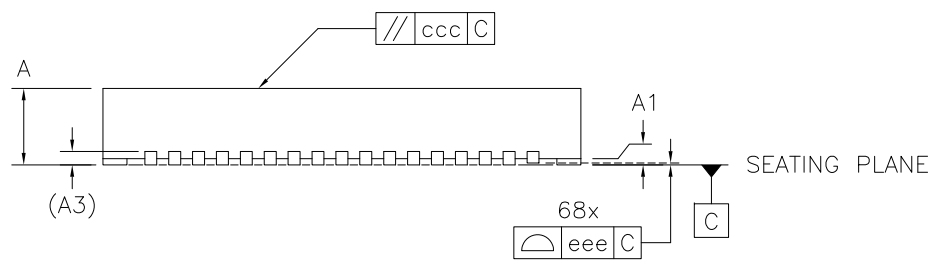


REVISIONS		
REV	DESCRIPTION	DATE
C	INCREASED EXPOSED PAD SIZE	07-19-17



BOTTOM VIEW  
PACKAGE FLIPPED LEFT TO RIGHT



- NOTES:
- 1) ALL DIMENSIONS IN MM
  - 2) DIMENSIONING AND TOLERANCING PER ASME Y14.5-2009
  - 3) DIMENSION  $b$  APPLIES TO METALLIZED TERMINAL AND IS MEASURED BETWEEN 0.15 AND 0.30 MM FROM TERMINAL TIP

SYMBOL	MIN	MAX	SYMBOL	MIN	MAX
A, V	0.80	1.00	E2	6.60	6.80
A, W	0.70	0.80	e	0.40 BSC	
A, L	1.40	1.70	k	0.20	-
A1	0.00	0.05	L	0.35	0.45
A3	0.20 REF		aaa	0.10	
b	0.15	0.25	bbb	0.07	
D	8.00 BSC		ccc	0.10	
D2	6.60	6.80	ddd	0.05	
E	8.00 BSC		eee	0.08	

**PROMEX INDUSTRIES INC.**  
www.promex-ind.com

TITLE		
QFN 68L 8x8 mm 0.40 PITCH PACKAGE OUTLINE		
LEADFRAME PART NO:		REV
235-00089		00
DO NOT SCALE	FILE NAME	SHEET
	68L-QFN-8X8-40P-MOD.DWG	1 OF 1

ALL INFORMATION CONTAINED HEREIN IS THE PROPERTY OF PROMEX, INC. AND IS CONSIDERED PROPRIETARY AND SUBJECT TO RETURN UPON DEMAND. ACCEPTANCE AND RETENTION HEREOF SIGNIFIES AGREEMENT BY THE RECIPIENT THAT THE INFORMATION WILL NOT BE DISCLOSED TO OTHERS NOR USED CONTRARY TO THE INTEREST OF PROMEX, INC. WITHOUT PRIOR WRITTEN PERMISSION.