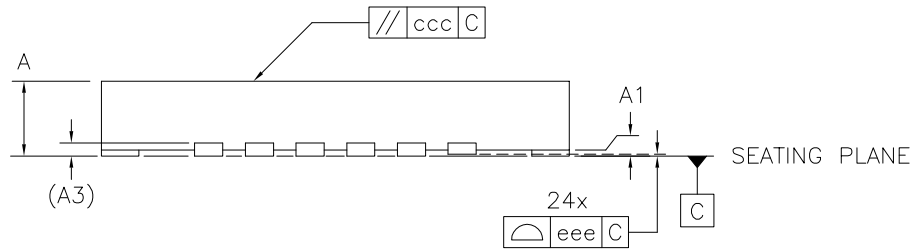
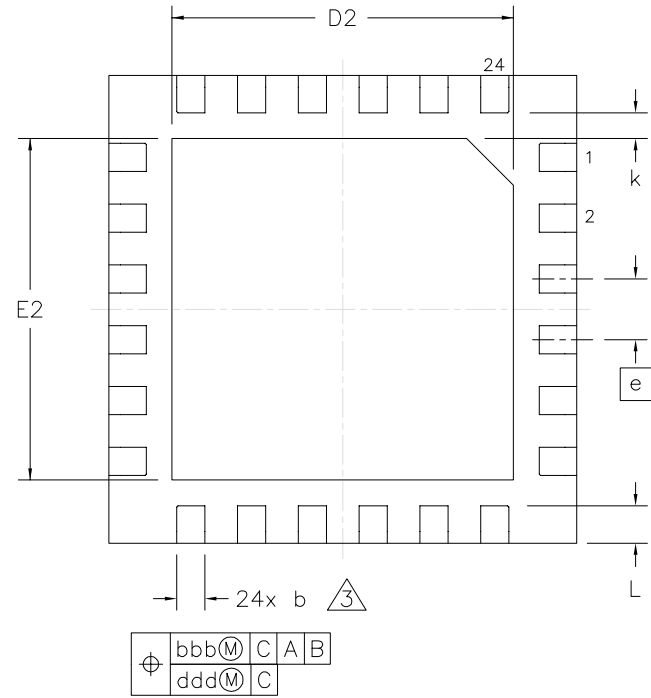
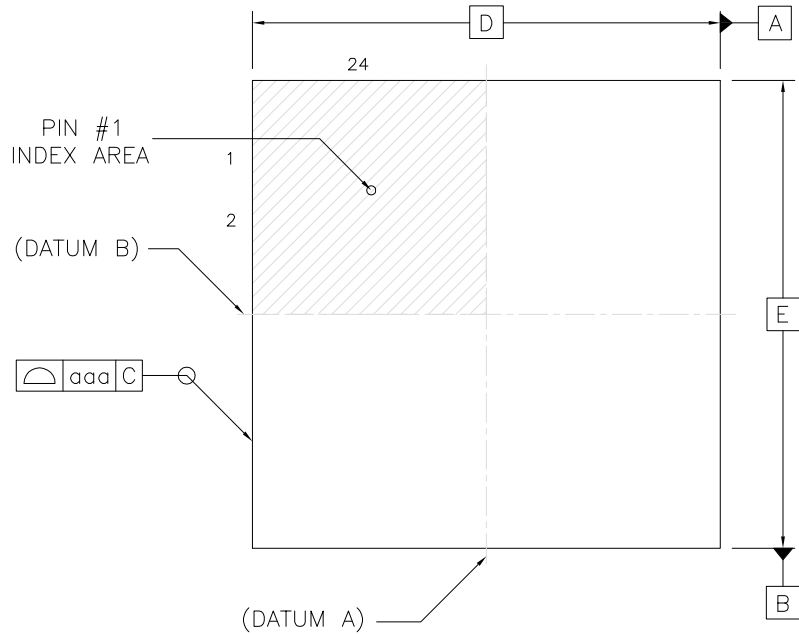


REVISIONS		
REV	DESCRIPTION	DATE
B	ADDED PACKAGE THICKNESS OPTIONS	4-11-2016



- NOTES:
- 1) ALL DIMENSIONS IN MM
 - 2) DIMENSIONING AND TOLERANCING PER ASME Y14.5-2009
 - 3) DIMENSION b APPLIES TO METALLIZED TERMINAL AND IS MEASURED BETWEEN 0.15 AND 0.30 MM FROM TERMINAL TIP

SYMBOL	MIN	MAX	SYMBOL	MIN	MAX
A, V	0.80	1.00	E2	3.55	3.75
A, W	0.70	0.80	e	0.65 BSC	
A, L	1.40	1.70	k	0.20	-
A1	0.00	0.05	L	0.35	0.45
A3	0.20 REF		aaa	0.10	
b	0.25	0.35	bbb	0.10	
D	5.00 BSC		ccc	0.10	
D2	3.55	3.75	ddd	0.05	
E	5.00 BSC		eee	0.08	

PROMEX INDUSTRIES INC.
www.promex-Ind.com

TITLE
QFN 24L 5x5 mm 0.65 PITCH
PACKAGE OUTLINE

LEADFRAME PART NO:

235-00086

REV
B

DO NOT SCALE

FILE NAME
24L-QFN-5x5-65P-MOD.DWG

SHEET
1 OF 1